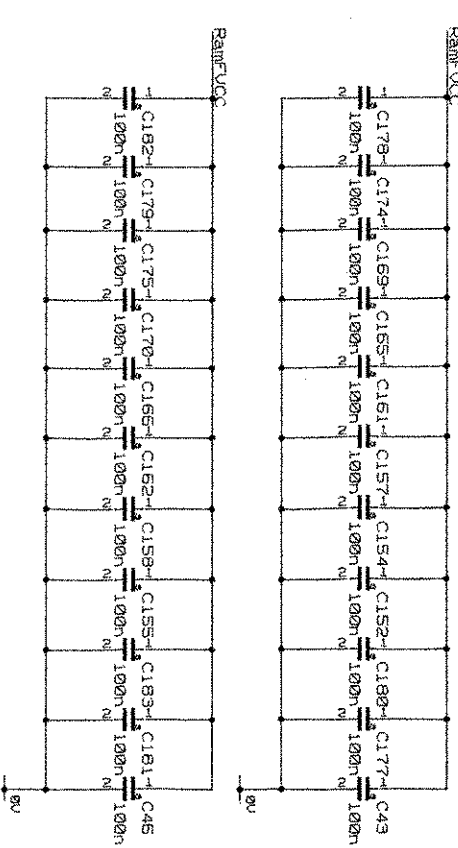
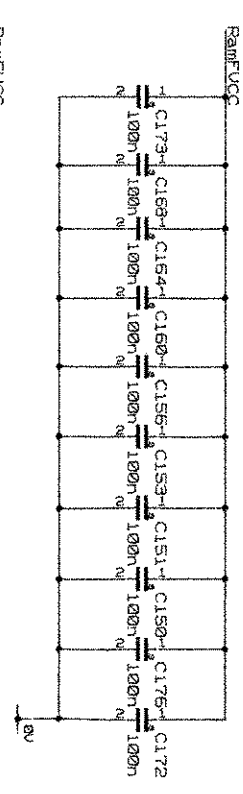
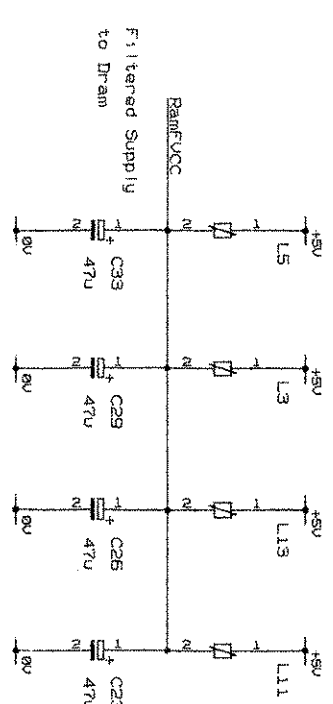
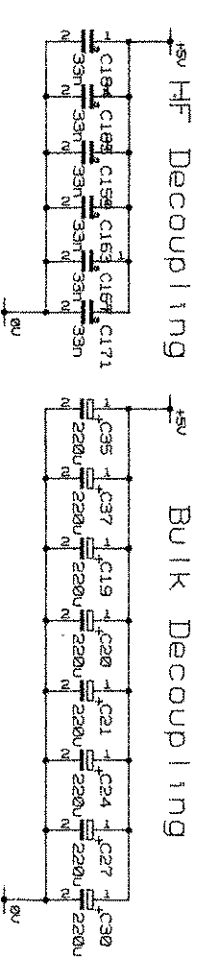
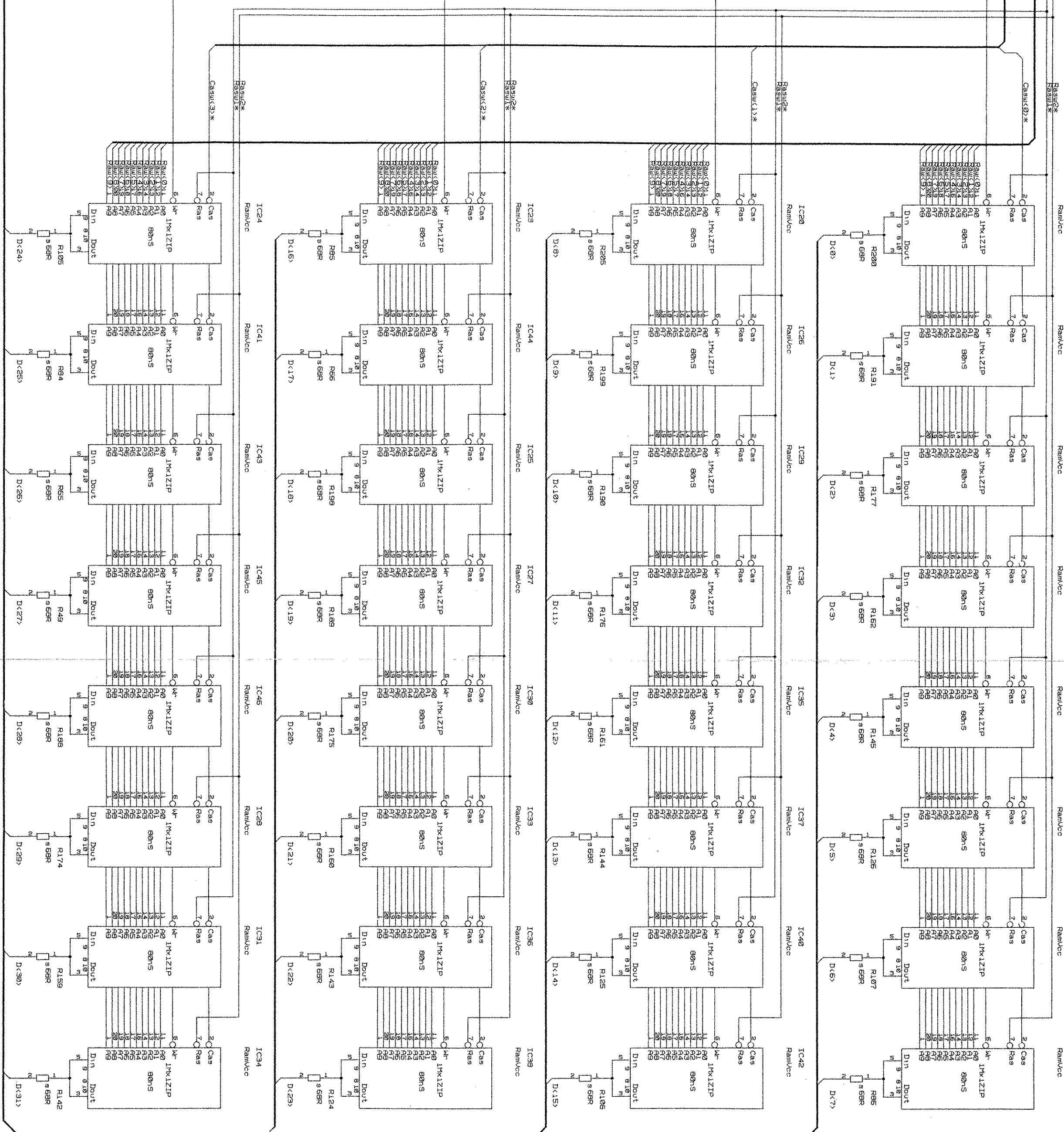


From Sheet 1

Master Memo
Interface

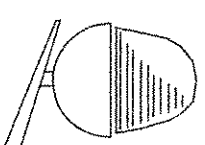


A	5/6-/90	APR 2485	RC	
	15/5-/92	14.4" HP-INK=12Hz	RC/PA	
	1/5-/90	Pty Changes	RC/PA	
	5/4-/90	Signal Conditioning	RC/PA	
C	5/3-/90	Add BOT Properties	RC/PA	
	26/2-/92	Design Notes	RC/PA	
	2/2-/90	Add BOT Properties	RC/PA	
	24/1-/92	NE Linker, and BNCs	RC/PA	
B	5/1-/90	Factions and Toping	RC/PA	
	9/11-/90	M.C. PLL Test Conn	RC/PA	
	3/11-/95	& Lib/PL Libraries	RC/PA	
	3/11-/95	Design Review	RC/PA	
A	18/10-/89	Sync Changes	RC/PA	
	18/10-/89	16MHz mode	RC/PA	
	15/10-/89	FFI	RC/PA	
	28/9-/86	Checked	RC/PA	
A	25/9-/86	Typy up	RC/PA	
	18/9-/86	Deve/opment	RC/PA	
	4/9-/90	Deve/opment	RC/PA	
	4/9-/90	Deve/opment	RC/PA	
ISS DATE	DESC. OF CHANGE	ENG. CHD		

ALL DIMENSIONS IN mm
UNLESS OTHERWISE STATED

	ANGLE TOL
1	
2	
3	
4	
5	
6	
7	
8	
9	
10	
11	
12	
13	
14	
15	
16	
17	
18	
19	
20	
21	
22	
23	
24	
25	
26	
27	
28	
29	
30	
31	
32	
33	
34	
35	
36	
37	
38	
39	
40	
41	
42	
43	
44	
45	
46	
47	
48	
49	
50	
51	
52	
53	
54	
55	
56	
57	
58	
59	
60	
61	
62	
63	
64	
65	
66	
67	
68	
69	
70	
71	
72	
73	
74	
75	
76	
77	
78	
79	
80	
81	
82	
83	
84	
85	
86	
87	
88	
89	
90	
91	
92	
93	
94	
95	
96	
97	
98	
99	
100	

Copyright of this drawing is reserved by ACORN COMPUTERS LTD. It is issued on condition that it is not copied, reproduced or disposed to a third party, either wholly or in part, without the consent in writing of ACORN COMPUTERS LTD.



© COPYRIGHT 1990
ACORN COMPUTERS Ltd
FULBURN ROAD
CHERRY HINTON
CAMBRIDGE
CB1 4JN

TITLE		MAIN PCB CIRCUIT DIAGRAM	
DRAWN		Sheet 4/5	
COMPUTERS Ltd	A1	Proj. No	0186,000 /C